

First Quarter Statistics...

From Jan. 1, 2012 through March 31, 2012

Incidents Dispatched: January 2012 1,746

February 2012 1,749

March 2012 1,569

Total 5,064

Resources Available:

Engines 92 Tankers 15

Ladders 7 Rescues 23

Forestry 36 Ambulances 37


Utilities 5 Fire Boats 25


Towers 6 Air Units 5


ATVs 12 Command Vehicles 21

Statistics:

 Began operations in September of 1971. Moved operations to our current facility in June of 2000.


 Dispatches Fire and Medical Emergencies for 35 communities and 35 Fire and EMS Agencies.


 Serves a population of 115,112 residents (2010 Estimate).


 Is spread over 5 NH Counties, covering a geographical area of 1,494 square miles (16% of the area of the


State of NH — 1.5 times the size of the state of Rhode Island).


 Protects over \$19.6 billion dollars of property (2010 Valuation).

 Has an operating budget of \$1,059,880 (2012 budget).

 Has 9 full-time and 10 part-time employees.

 Dispatched 21,601 incidents during 2011 (59.18 calls per day).

 Dispatched 21,413 incidents during 2010 (58.67 calls per day).

 Dispatched 19,837 incidents during 2009 (54.35 calls per day).