

Second Quarter Statistics...

From Apr. 1, 2012 through June 30, 2012

Incidents Dispatched: April 2012 1,677

May 2012 1,642

June 2012 1,892

Total 5,211

YTD Total 10,275

Resources Available:

Engines 92 Tankers 15

Ladders 7 Rescues 23











Forestry 36 Ambulances 37

Utilities 5 Fire Boats 25

Towers 6 Air Units 5

ATVs 12 Command Vehicles 21

Statistics:

-  Began operations in September of 1971. Moved operations to our current facility in June of 2000.
-  Dispatches Fire and Medical Emergencies for 35 communities and 35 Fire and EMS Agencies.
-  Serves a population of 115,112 residents (2010 Estimate).
-  Is spread over 5 NH Counties, covering a geographical area of 1,494 square miles (16% of the area of the State of NH — 1.5 times the size of the state of Rhode Island).
-  Protects over \$19.6 billion dollars of property (2010 Valuation).
-  Has an operating budget of \$1,059,880 (2012 budget).
-  Has 9 full-time and 10 part-time employees.
-  Dispatched 21,601 incidents during 2011 (59.18 calls per day).
-  Dispatched 21,413 incidents during 2010 (58.67 calls per day).
-  Dispatched 19,837 incidents during 2009 (54.35 calls per day).